

Type SK 85 °C Radial Leaded Aluminum Electrolytic Capacitors

2000 Hour Long Life, General Purpose Aluminum Electrolytic



Type SK is a radial leaded aluminum electrolytic capacitor with a +85 °C, 2000 hour long life rating. The SK is a high CV rated product and is ideal for general purpose applications such as stereo radio, TV, computers and other consumer electronic products.

Highlights

- +85 °C
- 2000 hours - long life
- High CV
- Available in T&R and ammo pack

Specifications

Capacitance Range:	0.47 to 15,000 µF
Voltage Range:	6.3 to 450 Vdc
Capacitance Tolerance:	±20%
Operating Temperature Range:	-40 °C to +85 °C; 6.3 to 100 Vdc -25 °C to +85 °C; 160 to 450 Vdc
DC Leakage Current:	6.3 to 100 Vdc; $I = \leq .01CV$ or 3 µA Max Whichever is greater after 2 minutes application of DC working voltage at 20 °C ≥100 Vdc; $I = \leq .03CV$ or 10 µA Max Whichever is greater after 2 minutes application of DC working voltage at 20 °C

C = Capacitance in (µF)

V = Rated voltage

I = Leakage current in µA

Dissipation Factor @ 120 Hz, +20 °C:

WV (V)	6.3	10	16	25	35	50	63	100	160-250	350-450
DF(%)	24	20	16	14	12	10	10	10	20	24

Ripple Multipliers for Voltage and Temperature:

For capacitance values > 1000 µF, the DF (%) value is increased 2% for every additional 1000 µF

Rated WVDC	Ripple Multipliers		
	60Hz	120Hz	1kHz
6 to 25	0.85	1.0	1.1
35 to 100	0.75	1.0	1.3
160 to 250	0.70	1.0	1.4



Complies with the EU Directive 2002/95/EC requirement restricting the use of Lead (Pb), Mercury (Hg), Cadmium (Cd), Hexavalent chromium (Cr(VI)), PolyBrominated Biphenyls (PBB) and PolyBrominated Diphenyl Ethers (PBDE).

Ambient Temperature	Ripple Multiplier
+85 °C	1.00
+75 °C	1.14
+65 °C	1.25

Load Life: Apply WVDC for 2000 hours at +85 °C

Capacitance change within 20% of initial limit
DF not to exceed 200% of initial requirement
Leakage current meets initial limits

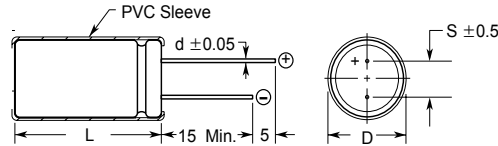
Shelf Life: 1000 hrs at +85 °C with no voltage applied

Cap change within 20% of initial values
DF ≤ 200% of initial requirements
DC leakage current meets initial measured value

Type SK 85 °C Radial Leaded Aluminum Electrolytic Capacitors

Outline Drawing

Outline Dimensions (Millimeters)



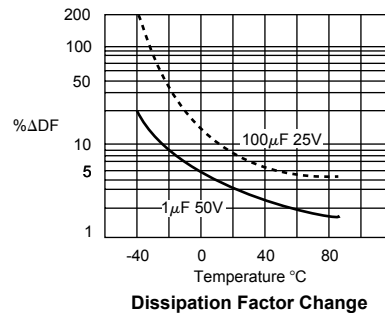
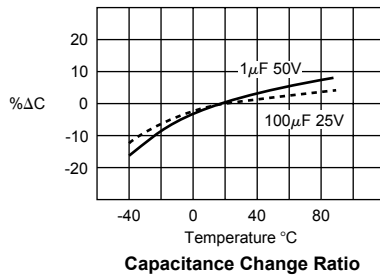
Case vented on diameters 6.3 and greater

Vinyl sleeve adds .5 Max. to diameter and 2.0 Max. to length

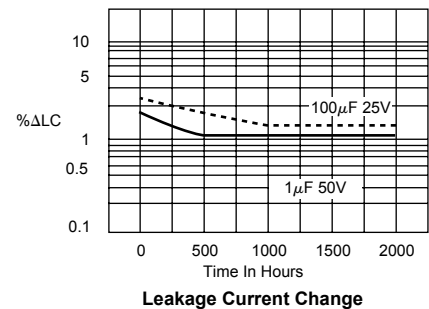
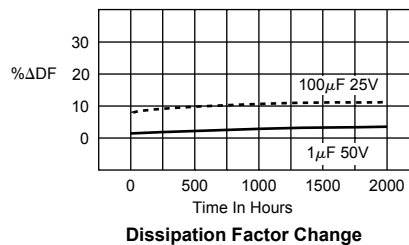
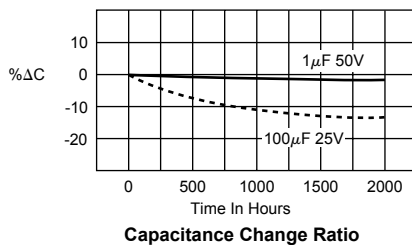
Part Numbering System

SK	100	M	100	S	T
Type	Capacitance (μF)	Capacitance Tolerance (%)	Rated Voltage (Vdc)	Packaging	Lead Configuration
SK	1R0 = 1 100 = 10 101 = 100 102 = 1000	K = ±10 M = ±20	6R3 = 6.3 010 = 10 100 = 100	A = Tape & Ammo E = Different Characteristic R = Tape & Reel S = Standard	1 = Lead cut 2 = Lead form 4 = Lead crimp & cut (form) T = Standard

Temperature Characteristics



Load Life Characteristics



Type SK 85 °C Radial Leaded Aluminum Electrolytic Capacitors

Ratings

Cap (μ F)	Catalog Part Number	Max ESR 120 Hz +25 °C (Ω)	Max Ripple 120 Hz +85 °C (mA)	Size in. (mm)			
				Diameter (D)	Length (L)	Lead Space (S)	Lead Dia. (d)
6.3 Vdc (8 Volts Surge)							
100	SK101M6R3ST	2.92	130	.197 (5.0)	.433 (11.0)	.079 (2.0)	.0197 (0.5)
220	SK221M6R3ST	1.33	240	.248 (6.3)	.433 (11.0)	.098 (2.5)	.0197 (0.5)
330	SK331M6R3ST	0.88	300	.248 (6.3)	.433 (11.0)	.098 (2.5)	.0197 (0.5)
470	SK471M6R3ST	0.62	380	.315 (8.0)	.453 (11.5)	.138 (3.5)	.0236 (0.6)
1000	SK102M6R3ST	0.29	580	.394 (10.0)	.512 (13.0)	.197 (5.0)	.0236 (0.6)
2200	SK222M6R3ST	0.14	1050	.394 (10.0)	.827 (21.0)	.197 (5.0)	.0236 (0.6)
3300	SK332M6R3ST	0.10	1250	.512 (13.0)	.827 (21.0)	.197 (5.0)	.0236 (0.6)
4700	SK472M6R3ST	0.08	1700	.512 (13.0)	.984 (26.0)	.197 (5.0)	.0236 (0.6)
6800	SK682M6R3ST	0.07	1900	.630 (16.0)	.984 (25.0)	.295 (7.5)	.0315 (0.8)
10000	SK103M6R3ST	0.05	2250	.630 (16.0)	1.26 (32.0)	.295 (7.5)	.0315 (0.8)
15000	SK153M6R3ST	0.04	2680	.630 (16.0)	1.38 (35.0)	.295 (7.5)	.0315 (0.8)
10 Vdc (13 Volts Surge)							
33	SK330M010ST	7.64	80	.197 (5.0)	.433 (11.0)	.079 (2.0)	.0197 (0.5)
47	SK470M010ST	5.36	95	.197 (5.0)	.433 (11.0)	.079 (2.0)	.0197 (0.5)
100	SK101M010ST	2.52	180	.197 (5.0)	.433 (11.0)	.079 (2.0)	.0197 (0.5)
220	SK221M010ST	1.15	250	.248 (6.3)	.433 (11.0)	.098 (2.5)	.0197 (0.5)
330	SK331M010ST	0.76	330	.315 (8.0)	.433 (11.0)	.138 (3.5)	.0236 (0.6)
470	SK471M010ST	0.54	400	.315 (8.0)	.433 (11.0)	.138 (3.5)	.0236 (0.6)
1000	SK102M010ST	0.25	630	.394 (10.0)	.630 (16.0)	.197 (5.0)	.0236 (0.6)
2200	SK222M010ST	0.14	1100	.394 (10.0)	.827 (21.0)	.197 (5.0)	.0236 (0.6)
3300	SK332M010ST	0.10	1400	.512 (13.0)	.827 (21.0)	.197 (5.0)	.0236 (0.6)
4700	SK472M010ST	0.08	1800	.630 (16.0)	.984 (25.0)	.295 (7.5)	.0315 (0.8)
6800	SK682M010ST	0.07	2150	.630 (16.0)	1.26 (32.0)	.295 (7.5)	.0315 (0.8)
10000	SK103M010ST	0.05	2500	.709 (18.0)	1.38 (35.0)	.295 (7.5)	.0315 (0.8)
15000	SK153M010ST	0.04	2950	.709 (18.0)	1.65 (42.0)	.295 (7.5)	.0315 (0.8)
16 Vdc (20 Volts Surge)							
22	SK220M016ST	9.65	75	.197 (5.0)	.433 (11.0)	.079 (2.0)	.0197 (0.5)
33	SK330M016ST	6.43	110	.197 (5.0)	.433 (11.0)	.079 (2.0)	.0197 (0.5)
47	SK470M016ST	4.52	130	.197 (5.0)	.433 (11.0)	.079 (2.0)	.0197 (0.5)
100	SK101M016ST	2.12	185	.248 (6.3)	.433 (11.0)	.098 (2.5)	.0197 (0.5)
220	SK221M016ST	0.97	320	.315 (8.0)	.453 (11.5)	.138 (3.5)	.0236 (0.6)
330	SK331M016ST	0.64	360	.315 (8.0)	.453 (11.5)	.138 (3.5)	.0236 (0.6)
470	SK471M016ST	0.45	470	.394 (10.0)	.512 (13.0)	.197 (5.0)	.0236 (0.6)
1000	SK102M016ST	0.21	790	.394 (10.0)	.827 (21.0)	.197 (5.0)	.0236 (0.6)
2200	SK222M016ST	0.14	1350	.512 (13.0)	.827 (21.0)	.197 (5.0)	.0236 (0.6)
3300	SK332M016ST	0.10	1700	.512 (13.0)	.984 (26.0)	.197 (5.0)	.0236 (0.6)
4700	SK472M016ST	0.08	2100	.630 (16.0)	1.26 (32.0)	.295 (7.5)	.0315 (0.8)
6800	SK682M016ST	0.07	2500	.709 (18.0)	1.38 (35.0)	.295 (7.5)	.0315 (0.8)
10000	SK103M016ST	0.05	2700	.709 (18.0)	1.65 (42.0)	.295 (7.5)	.0315 (0.8)
25 Vdc (32 Volts Surge)							
10	SK100M025ST	18.57	50	.197 (5.0)	.433 (11.0)	.079 (2.0)	.0197 (0.5)
22	SK220M025ST	8.44	90	.197 (5.0)	.433 (11.0)	.079 (2.0)	.0197 (0.5)
33	SK330M025ST	5.63	110	.197 (5.0)	.433 (11.0)	.079 (2.0)	.0197 (0.5)
47	SK470M025ST	3.95	130	.197 (5.0)	.433 (11.0)	.079 (2.0)	.0197 (0.5)
100	SK101M025ST	1.85	185	.248 (6.3)	.433 (11.0)	.098 (2.5)	.0197 (0.5)

Type SK 85 °C Radial Leaded Aluminum Electrolytic Capacitors

Cap (μ F)	Catalog Part Number	Max ESR 120 Hz +25 °C (Ω)	Max Ripple 120 Hz +85 °C (mA)	Size in. (mm)			
				Diameter (D)	Length (L)	Lead Space (S)	Lead Dia. (d)
25 Vdc (32 Volts Surge)							
220	SK221M025ST	0.84	320	.315 (8.0)	.453 (11.5)	.138 (3.5)	.0236 (0.6)
330	SK331M025ST	0.56	420	.394 (10.0)	.512 (13.0)	.197 (5.0)	.0236 (0.6)
470	SK471M025ST	0.39	540	.394 (10.0)	.630 (16.0)	.197 (5.0)	.0236 (0.6)
1,000	SK102M025ST	0.18	950	.512 (13.0)	.827 (21.0)	.197 (5.0)	.0236 (0.6)
2,200	SK222M025ST	0.14	1550	.512 (13.0)	.984 (26.0)	.197 (5.0)	.0236 (0.6)
3,300	SK332M025ST	0.10	1950	.630 (16.0)	1.26 (32.0)	.295 (7.5)	.0315 (0.8)
4,700	SK472M025ST	0.08	2360	.709 (18.0)	1.38 (35.0)	.295 (7.5)	.0315 (0.8)
6,800	SK682M025ST	0.06	2550	.709 (18.0)	1.65 (42.0)	.295 (7.5)	.0315 (0.8)
35 Vdc (44 Volts Surge)							
10	SK100M035ST	15.92	60	.197 (5.0)	.433 (11.0)	.079 (2.0)	.0197 (0.5)
22	SK220M035ST	7.23	95	.197 (5.0)	.433 (11.0)	.079 (2.0)	.0197 (0.5)
33	SK330M035ST	4.82	115	.197 (5.0)	.433 (11.0)	.079 (2.0)	.0197 (0.5)
47	SK470M035ST	3.38	140	.248 (6.3)	.433 (11.0)	.098 (2.5)	.0197 (0.5)
100	SK101M035ST	1.59	230	.315 (8.0)	.453 (11.5)	.138 (3.5)	.0236 (0.6)
220	SK221M035ST	0.72	370	.394 (10.0)	.512 (13.0)	.197 (5.0)	.0236 (0.6)
330	SK331M035ST	0.48	490	.394 (10.0)	.630 (16.0)	.197 (5.0)	.0236 (0.6)
470	SK471M035ST	0.33	640	.394 (10.0)	.827 (21.0)	.197 (5.0)	.0236 (0.6)
1,000	SK102M035ST	0.15	1100	.512 (13.0)	.827 (21.0)	.197 (5.0)	.0236 (0.6)
2,200	SK222M035ST	0.14	1800	.630 (16.0)	1.26 (32.0)	.295 (7.5)	.0315 (0.8)
3,300	SK332M035ST	0.10	2220	.709 (18.0)	1.38 (35.0)	.295 (7.5)	.0315 (0.8)
4,700	SK472M035ST	0.08	2400	.709 (18.0)	1.65 (42.0)	.295 (7.5)	.0315 (0.8)
50 Vdc (63 Volts Surge)							
0.47	SKR47M050ST	282.33	5	.197 (5.0)	.433 (11.0)	.079 (2.0)	.0197 (0.5)
1.0	SK010M050ST	132.70	10	.197 (5.0)	.433 (11.0)	.079 (2.0)	.0197 (0.5)
2.2	SK2R2M050ST	60.32	23	.197 (5.0)	.433 (11.0)	.079 (2.0)	.0197 (0.5)
3.3	SK3R3M050ST	40.21	35	.197 (5.0)	.433 (11.0)	.079 (2.0)	.0197 (0.5)
4.7	SK4R7M050ST	28.23	40	.197 (5.0)	.433 (11.0)	.079 (2.0)	.0197 (0.5)
10	SK100M050ST	13.27	65	.197 (5.0)	.433 (11.0)	.079 (2.0)	.0197 (0.5)
22	SK220M050ST	6.03	100	.197 (5.0)	.433 (11.0)	.079 (2.0)	.0197 (0.5)
33	SK330M050ST	4.02	125	.248 (6.3)	.433 (11.0)	.098 (2.5)	.0197 (0.5)
47	SK470M050ST	2.82	150	.248 (6.3)	.433 (11.0)	.098 (2.5)	.0197 (0.5)
100	SK101M050ST	1.33	250	.315 (8.0)	.433 (11.0)	.138 (3.5)	.0236 (0.6)
220	SK221M050ST	0.60	440	.394 (10.0)	.630 (16.0)	.197 (5.0)	.0236 (0.6)
330	SK331M050ST	0.40	580	.394 (10.0)	.827 (21.0)	.197 (5.0)	.0236 (0.6)
470	SK471M050ST	0.28	760	.512 (13.0)	.827 (21.0)	.197 (5.0)	.0236 (0.6)
1,000	SK102M050ST	0.13	1350	.630 (16.0)	.984 (25.0)	.295 (7.5)	.0315 (0.8)
2,200	SK222M050ST	0.14	2090	.709 (18.0)	1.38 (35.0)	.295 (7.5)	.0315 (0.8)
3,300	SK332M050ST	0.10	2320	.709 (18.0)	1.65 (42.0)	.295 (7.5)	.0315 (0.8)
63 Vdc (79 Volts Surge)							
0.47	SKR47M063ST	254.10	5	.197 (5.0)	.433 (11.0)	.079 (2.0)	.0197 (0.5)
1.0	SK010M063ST	119.43	10	.197 (5.0)	.433 (11.0)	.079 (2.0)	.0197 (0.5)
2.2	SK2R2M063ST	54.28	29	.197 (5.0)	.433 (11.0)	.079 (2.0)	.0197 (0.5)
3.3	SK3R3M063ST	36.19	40	.197 (5.0)	.433 (11.0)	.079 (2.0)	.0197 (0.5)
4.7	SK4R7M063ST	25.41	45	.197 (5.0)	.433 (11.0)	.079 (2.0)	.0197 (0.5)
10.0	SK100M063ST	11.94	70	.197 (5.0)	.433 (11.0)	.079 (2.0)	.0197 (0.5)

* Note max leakage current ≥ 100 Vdc is measured at 3 minutes Parts highlighted in yellow are obsolete.

Type SK 85 °C Radial Leaded Aluminum Electrolytic Capacitors

Cap (μ F)	Catalog Part Number	Max ESR 120 Hz +25 °C (Ω)	Max Ripple 120 Hz +85 °C (mA)	Size in. (mm)			
				Diameter (D)	Length (L)	Lead Space (S)	Lead Dia. (d)
63 Vdc (79 Volts Surge)							
22	SK220M063ST	5.43	115	.248 (6.3)	.433 (11.0)	.098 (2.5)	.0197 (0.5)
33	SK330M063ST	3.62	140	.248 (6.3)	.433 (11.0)	.098 (2.5)	.0197 (0.5)
47	SK470M063ST	2.54	190	.315 (8.0)	.433 (11.0)	.138 (3.5)	.0236 (0.6)
100	SK101M063ST	1.19	300	.394 (10.0)	.512 (13.0)	.197 (5.0)	.0236 (0.6)
220	SK221M063ST	0.54	490	.394 (10.0)	.827 (21.0)	.197 (5.0)	.0236 (0.6)
330	SK331M063ST	0.36	680	.512 (13.0)	.827 (21.0)	.197 (5.0)	.0236 (0.6)
470	SK471M063ST	0.25	880	.512 (13.0)	.984 (26.0)	.197 (5.0)	.0236 (0.6)
1,000	SK102M063ST	0.12	1550	.630 (16.0)	1.26 (32.0)	.295 (7.5)	.0315 (0.8)
100 Vdc (125 Volts Surge)							
0.47	SKR47M100ST	225.87	10	.197 (5.0)	.433 (11.0)	.079 (2.0)	.0197 (0.5)
1	SK010M100ST	106.16	21	.197 (5.0)	.433 (11.0)	.079 (2.0)	.0197 (0.5)
2.2	SK2R2M100ST	48.25	30	.197 (5.0)	.433 (11.0)	.079 (2.0)	.0197 (0.5)
3.3	SK3R3M100ST	32.17	40	.197 (5.0)	.433 (11.0)	.079 (2.0)	.0197 (0.5)
4.7	SK4R7M100ST	22.59	50	.197 (5.0)	.433 (11.0)	.079 (2.0)	.0197 (0.5)
10	SK100M100ST	10.62	75	.248 (6.3)	.433 (11.0)	.098 (2.5)	.0197 (0.5)
22	SK220M100ST	4.83	130	.315 (8.0)	.433 (11.0)	.138 (3.5)	.0236 (0.6)
33	SK330M100ST	3.22	170	.394 (10.0)	.512 (13.0)	.197 (5.0)	.0236 (0.6)
47	SK470M100ST	2.26	230	.394 (10.0)	.630 (16.0)	.197 (5.0)	.0236 (0.6)
100	SK101M100ST	1.06	400	.512 (13.0)	.827 (21.0)	.197 (5.0)	.0236 (0.6)
220	SK221M100ST	0.48	710	.630 (16.0)	.984 (25.0)	.295 (7.5)	.0315 (0.8)
330	SK331M100ST	0.32	860	.630 (16.0)	.984 (25.0)	.295 (7.5)	.0315 (0.8)
470	SK471M100ST	0.23	1100	.630 (16.0)	1.26 (32.0)	.295 (7.5)	.0315 (0.8)
160 Vdc (200 Volts Surge)							
0.47	SKR47M160ST	423.50	12.0	.248 (6.3)	.433 (11.0)	.098 (2.5)	.0197 (0.5)
1.0	SK010M160ST	199.04	17.0	.248 (6.3)	.433 (11.0)	.098 (2.5)	.0197 (0.5)
2.2	SK2R2M160ST	90.47	26.0	.248 (6.3)	.433 (11.0)	.098 (2.5)	.0197 (0.5)
3.3	SK3R3M160ST	60.32	35.0	.248 (6.3)	.433 (11.0)	.098 (2.5)	.0197 (0.5)
4.7	SK4R7M160ST	42.35	40.0	.248 (6.3)	.433 (11.0)	.098 (2.5)	.0197 (0.5)
10	SK100M160ST	19.90	65.0	.315 (8.0)	.433 (11.0)	.138 (3.5)	.0236 (0.6)
22	SK220M160ST	9.05	110.0	.394 (10.0)	.630 (16.0)	.197 (5.0)	.0236 (0.6)
33	SK330M160ST	6.03	150.0	.394 (10.0)	.827 (21.0)	.197 (5.0)	.0236 (0.6)
47	SK470M160ST	4.23	180.0	.512 (13.0)	.827 (21.0)	.197 (5.0)	.0236 (0.6)
100	SK101M160ST	1.99	300.0	.512 (13.0)	.984 (26.0)	.197 (5.0)	.0236 (0.6)
220	SK221M160ST	0.90	510.0	.630 (16.0)	1.42 (36.0)	.295 (7.5)	.0315 (0.8)
330	SK331M160ST	0.60	600.0	.709 (18.0)	1.65 (42.0)	.295 (7.5)	.0315 (0.8)
200 Vdc (250 Volts Surge)							
0.47	SKR47M200ST	423.50	12	.248 (6.3)	.433 (11.0)	.098 (2.5)	.0197 (0.5)
1.0	SK010M200ST	199.04	17	.248 (6.3)	.433 (11.0)	.098 (2.5)	.0197 (0.5)
2.2	SK2R2M200ST	90.47	26	.248 (6.3)	.433 (11.0)	.098 (2.5)	.0197 (0.5)
3.3	SK3R3M200ST	60.32	35	.248 (6.3)	.433 (11.0)	.098 (2.5)	.0197 (0.5)
4.7	SK4R7M200ST	42.35	45	.315 (8.0)	.433 (11.0)	.138 (3.5)	.0236 (0.6)
10	SK100M200ST	19.90	70	.394 (10.0)	.512 (13.0)	.197 (5.0)	.0236 (0.6)
22	SK220M200ST	9.05	110	.394 (10.0)	.827 (21.0)	.197 (5.0)	.0236 (0.6)
33	SK330M200ST	6.03	160	.512 (13.0)	.827 (21.0)	.197 (5.0)	.0236 (0.6)
47	SK470M200ST	4.23	180	.512 (13.0)	.827 (21.0)	.197 (5.0)	.0236 (0.6)

* Note max leakage current \geq 100 Vdc is measured at 3 minutes

Parts highlighted in yellow are obsolete.

Type SK 85 °C Radial Leaded Aluminum Electrolytic Capacitors

Cap (μ F)	Catalog Part Number	Max ESR 120 Hz +25 °C (Ω)	Max Ripple 120 Hz +85 °C (mA)	Size in. (mm)			
				Diameter (D)	Length (L)	Lead Space (S)	Lead Dia. (d)
200 Vdc (250 Volts Surge)							
100	SK101M200ST	1.99	330	.630 (16.0)	.984 (25.0)	.295 (7.5)	.0315 (0.8)
220	SK221M200ST	0.90	520	.709 (18.0)	1.65 (42.0)	.295 (7.5)	.0315 (0.8)
250 Vdc (300 Volts Surge)							
0.47	SKR47M250ST	423.50	12	.248 (6.3)	.433 (11.0)	.098 (2.5)	.0197 (0.5)
1.0	SK010M250ST	199.04	17	.248 (6.3)	.433 (11.0)	.098 (2.5)	.0197 (0.5)
2.2	SK2R2M250ST	90.47	30	.248 (6.3)	.433 (11.0)	.098 (2.5)	.0197 (0.5)
3.3	SK3R3M250ST	60.32	35	.315 (8.0)	.433 (11.0)	.138 (3.5)	.0236 (0.6)
4.7	SK4R7M250ST	42.35	45	.315 (8.0)	.433 (11.0)	.138 (3.5)	.0236 (0.6)
10	SK100M250ST	19.90	70	.394 (10.0)	.630 (16.0)	.197 (5.0)	.0236 (0.6)
22	SK220M250ST	9.05	130	.512 (13.0)	.827 (21.0)	.197 (5.0)	.0236 (0.6)
33	SK330M250ST	6.03	160	.512 (13.0)	.827 (21.0)	.197 (5.0)	.0236 (0.6)
47	SK470M250ST	4.23	210	.512 (13.0)	.984 (26.0)	.197 (5.0)	.0236 (0.6)
100	SK101M250ST	1.99	310	.630 (16.0)	1.26 (32.0)	.295 (7.5)	.0315 (0.8)
350 Vdc (400 Volts Surge)							
0.47	SKR47M350ST	564.67	14	.315 (8.0)	.433 (11.0)	.138 (3.5)	.0236 (0.6)
1.0	SK010M350ST	265.39	18	.315 (8.0)	.433 (11.0)	.138 (3.5)	.0236 (0.6)
2.2	SK2R2M350ST	120.63	28	.315 (8.0)	.433 (11.0)	.138 (3.5)	.0236 (0.6)
3.3	SK3R3M350ST	80.42	35	.394 (10.0)	.512 (13.0)	.197 (5.0)	.0236 (0.6)
4.7	SK4R7M350ST	56.47	40	.394 (10.0)	.512 (13.0)	.197 (5.0)	.0236 (0.6)
10	SK100M350ST	26.54	70	.394 (10.0)	.827 (21.0)	.197 (5.0)	.0236 (0.6)
22	SK220M350ST	12.06	110	.512 (13.0)	.827 (21.0)	.197 (5.0)	.0236 (0.6)
33	SK330M350ST	8.04	140	.512 (13.0)	.984 (26.0)	.197 (5.0)	.0236 (0.6)
47	SK470M350ST	5.65	220	.630 (16.0)	.984 (25.0)	.295 (7.5)	.0315 (0.8)
100	SK101M350ST	2.65	360	.709 (18.0)	1.42 (36.0)	.295 (7.5)	.0315 (0.8)
400 Vdc (450 Volts Surge)							
0.47	SKR47M400ST	564.67	14	.315 (8.0)	.433 (11.0)	.138 (3.5)	.0236 (0.6)
1.0	SK010M400ST	265.39	18	.315 (8.0)	.433 (11.0)	.138 (3.5)	.0236 (0.6)
2.2	SK2R2M400ST	120.63	28	.315 (8.0)	.433 (11.0)	.138 (3.5)	.0236 (0.6)
3.3	SK3R3M400ST	80.42	32	.394 (10.0)	.512 (13.0)	.197 (5.0)	.0236 (0.6)
4.7	SK4R7M400ST	56.47	41	.394 (10.0)	.630 (16.0)	.197 (5.0)	.0236 (0.6)
10	SK100M400ST	26.54	70	.512 (13.0)	.827 (21.0)	.197 (5.0)	.0236 (0.6)
22	SK220M400ST	12.06	120	.512 (13.0)	.984 (26.0)	.197 (5.0)	.0236 (0.6)
33	SK330M400ST	8.04	140	.630 (16.0)	.984 (25.0)	.295 (7.5)	.0315 (0.8)
47	SK470M400ST	5.65	160	.630 (16.0)	1.26 (32.0)	.295 (7.5)	.0315 (0.8)
450 Vdc (500 Volts Surge)							
0.47	SKR47M450ST	564.67	14	.315 (8.0)	.433 (11.0)	.138 (3.5)	.0236 (0.6)
1.0	SK010M450ST	265.39	19	.315 (8.0)	.453 (11.5)	.138 (3.5)	.0236 (0.6)
2.2	SK2R2M450ST	120.63	29	.394 (10.0)	.512 (13.0)	.197 (5.0)	.0236 (0.6)
3.3	SK3R3M450ST	80.42	35	.394 (10.0)	.630 (16.0)	.197 (5.0)	.0236 (0.6)
4.7	SK4R7M450ST	56.47	50	.394 (10.0)	.709 (18.0)	.197 (5.0)	.0236 (0.6)
10	SK100M450ST	26.54	75	.512 (13.0)	.827 (21.0)	.197 (5.0)	.0236 (0.6)
22	SK220M450ST	12.06	110	.630 (16.0)	.984 (25.0)	.295 (7.5)	.0315 (0.8)
33	SK330M450ST	8.04	150	.630 (16.0)	1.42 (36.0)	.295 (7.5)	.0315 (0.8)
47	SK470M450ST	5.65	230	.630 (16.0)	1.57 (40.0)	.295 (7.5)	.0315 (0.8)

Parts highlighted in yellow are obsolete.

Type SK 85 °C Radial Leaded Aluminum Electrolytic Capacitors

Taping & Packaging

Fig. 1 - Formed Taping

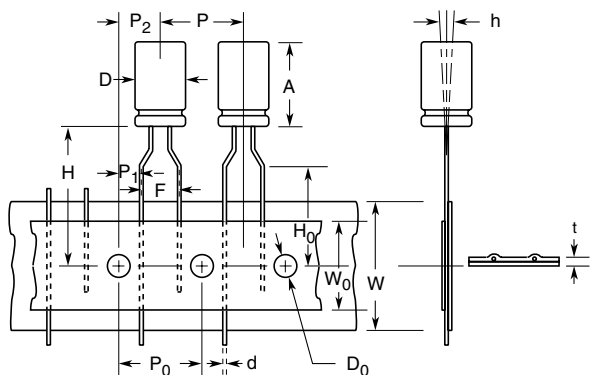


Fig. 2 - Straight Taping (5φ, 6.3φ, 8φ)

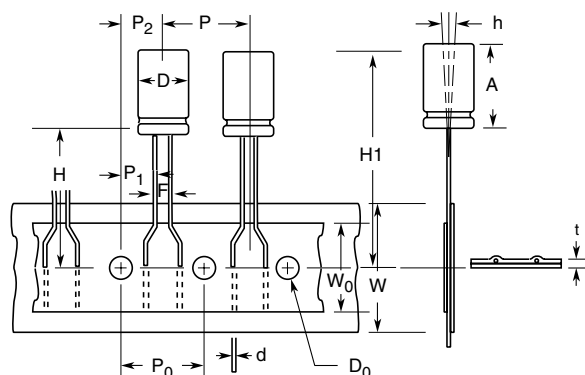


Fig. 3 - Straight Taping (Under 10φ, 12φ, 13φ)

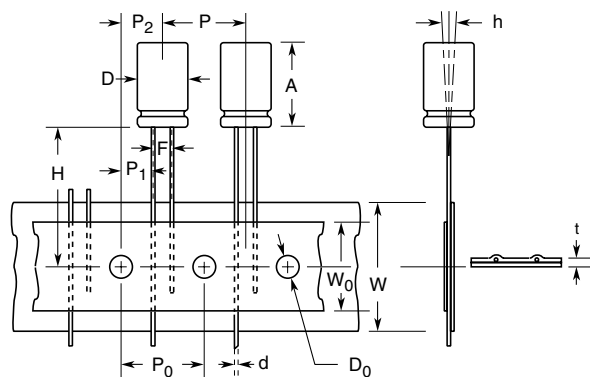
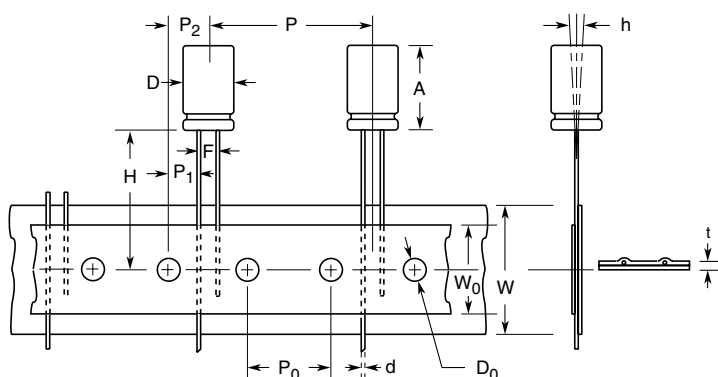


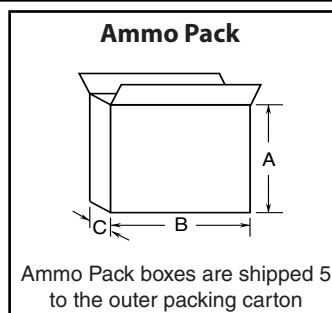
Fig. 4 - Straight Taping (16φ, 18φ)



Standard Lead Spacing of Taped Components is 5mm
Other Lead Spacing is Available by Special Order

Code	D	A	d	P	P ₀	P ₁	P ₂	F	W	W ₀	H	H ₀	D ₀	t	ih	Fig.
Tolerance	0.5	1.0	±0.05	±1.0	±0.2	±0.7	±1.3	+0.8 -0.2	±0.5	Min.	±0.75	±0.5	±0.2	±0.2	Max.	
Item	4 ~ 6.3	7.0	0.45	12.7	12.7	3.85	6.35	5.0	18.0	12.5	18.5	16.0	4.0	0.7	2.0	1
	5 ~ 8	12.5	0.5	12.7	12.7	3.85	6.35	5.0	18.0	12.5	18.5	16.0	4.0	0.7	2.0	
	5, 6.3	12.5	0.5	12.7	12.7	5.1	6.35	2.5	18.0	12.5	18.5	—	4.0	0.7	2.0	2
	8	12.5	0.5	12.7	12.7	4.6	6.35	3.5	18.0	12.5	18.5	—	4.0	0.7	2.0	
	10	21.0	0.6	12.7	12.7	3.85	6.35	5.0	18.0	12.5	18.5	—	4.0	0.7	2.0	3
12, 13	26.0	0.6	15.0	15.0	5.0	7.5	5.0	18.0	12.5	18.5	—	4.0	0.7	2.0		
16, 18	26.0	0.8	30.0	15.0	3.75	7.5	7.5	18.0	12.5	18.0	—	4.0	0.7	2.0	4	

Capacitor Diameter D (mm)	Ammo Pack Box Dimensions (mm)			Quantity Per Ammo Pack Box
	A±5	B Max	C±3	
4	250	340	54	3000
5	250	340	54	2,000
6.3	290	340	54	2,000
8	250	340	54	1,000
10 (12L)	290	340	54	600
10 (16L)	350	340	59	600
10 (20L)	340	340	71	600
12, 13	340	340	71	400
16	340	340	71	300



Tape And Reel Quantities		
Case Diameter D (mm)	Reel Width	Reel Qty. (Pcs.)
4	44	1500
5	44	1200
6	44	1000
8	44	800
10 (12L)	44	600
10 (16L)	50	600
12, 13	-	-
16	-	-

Type SK 85 °C Radial Leaded Aluminum Electrolytic Capacitors

Notice and Disclaimer: All product drawings, descriptions, specifications, statements, information and data (collectively, the "Information") in this datasheet or other publication are subject to change. The customer is responsible for checking, confirming and verifying the extent to which the Information contained in this datasheet or other publication is applicable to an order at the time the order is placed. All Information given herein is believed to be accurate and reliable, but it is presented without any guarantee, warranty, representation or responsibility of any kind, expressed or implied. Statements of suitability for certain applications are based on the knowledge that the Cornell Dubilier company providing such statements ("Cornell Dubilier") has of operating conditions that such Cornell Dubilier company regards as typical for such applications, but are not intended to constitute any guarantee, warranty or representation regarding any such matter – and Cornell Dubilier specifically and expressly disclaims any guarantee, warranty or representation concerning the suitability for a specific customer application, use, storage, transportation, or operating environment. The Information is intended for use only by customers who have the requisite experience and capability to determine the correct products for their application. Any technical advice inferred from this Information or otherwise provided by Cornell Dubilier with reference to the use of any Cornell Dubilier products is given gratis (unless otherwise specified by Cornell Dubilier), and Cornell Dubilier assumes no obligation or liability for the advice given or results obtained. Although Cornell Dubilier strives to apply the most stringent quality and safety standards regarding the design and manufacturing of its products, in light of the current state of the art, isolated component failures may still occur. Accordingly, customer applications which require a high degree of reliability or safety should employ suitable designs or other safeguards (such as installation of protective circuitry or redundancies or other appropriate protective measures) in order to ensure that the failure of an electrical component does not result in a risk of personal injury or property damage. Although all product-related warnings, cautions and notes must be observed, the customer should not assume that all safety measures are indicated in such warnings, cautions and notes, or that other safety measures may not be required.